

# Fuel Pump Model 200-C

*High Power Density – Up to 600 ml/min*

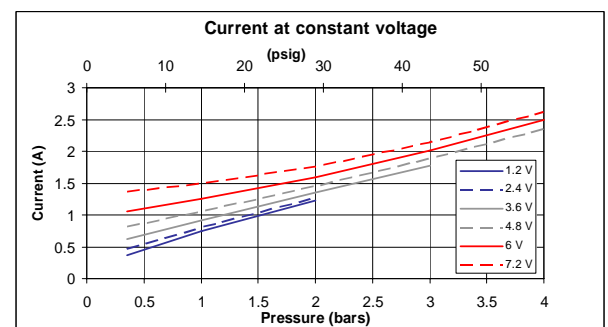
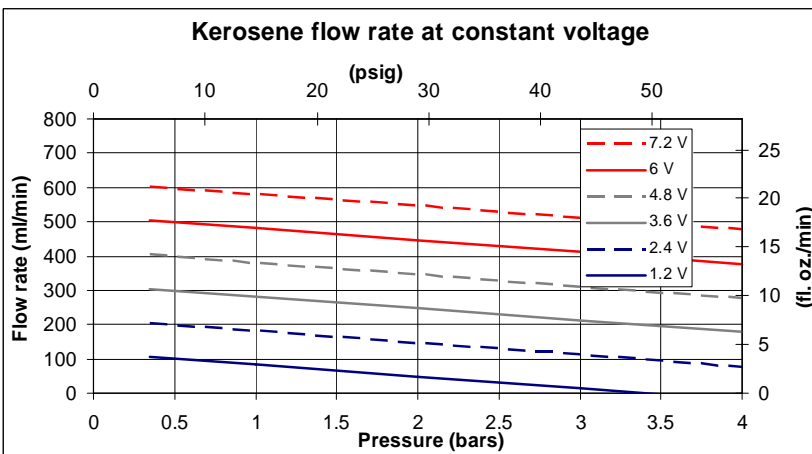
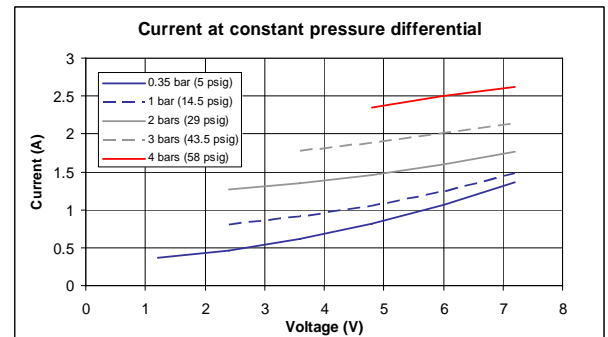
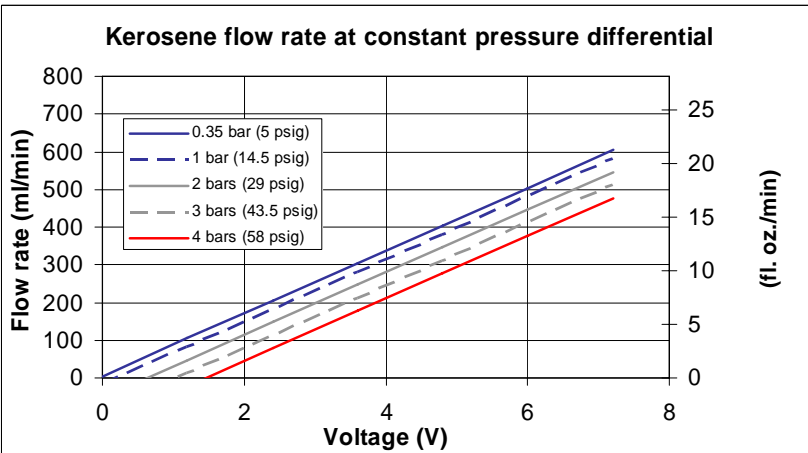
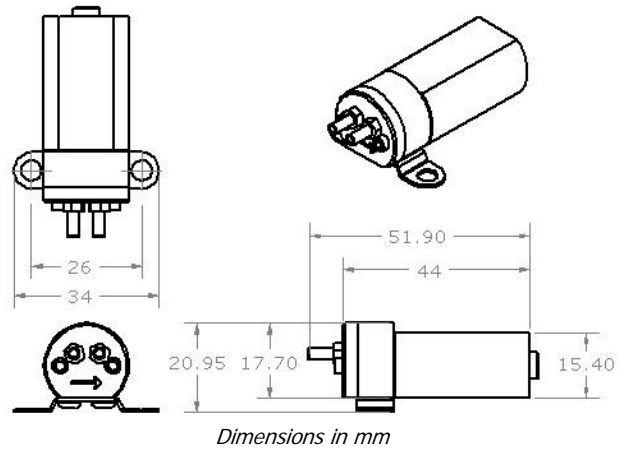


## General Description

- **Smaller** and **lighter** than any other pump
- High precision stainless steel gears for performance and reliability
- **Hard anodized** aluminum body
- Designed for **turbine** applications
- No need for bypass valve or regulator; Self-priming design
- RF suppression included
- **Mounting bracket** with rubber grommets included for easy installation
- Same performance as Models 200-A & -B with increased durability

## Rated operating conditions

- Turbines up to 89 N (9 kg/20 lbf)
- Up to 600 ml/min (open flow)
- Fluid: kerosene
- Pump weight: 44 g (1.5 oz)
- Min. start voltage: 0.95 ± 0.15 V
- Max. voltage: 7.2 V
- Max. pressure: 9.6 bars (140 psi) (no flow)



#### Notes:

Current may vary depending on operating and environmental conditions  
 Pump performance reported for pump alone. Make sure to consider the performance of your entire system when selecting a pump